

Healthy habits start here.™

# NUTRITIONAL INFORMATION


# JUICES

All juices are 16oz

	Calories	Total Fat	Saturated Fat	Trans Fat	Cholesterol	Sodium	Total Carbs	Fiber	Total Sugars	Protein	Vitamin D (%DV)*	Calcium (%DV)*	Iron (%DV)*	Potassium (%DV)*	Vitamin A (%DV)*	Vitamin C (%DV)*	Vitamin K (%DV)*	Allergens
<b>Kale Yeah!</b>	160	1g	0g	0g	0mg	75mg	26g	0g	21g	7g	0%	15%	15%	25%	70%	130%	630%	none
<b>Go Green</b>	80	1g	0g	0g	0mg	230mg	14g	0g	5g	8g	0%	20%	30%	30%	90%	150%	990%	none
<b>Energizer</b>	110	.5g	0g	0g	0mg	210mg	22g	0g	12g	6g	0%	15%	20%	30%	100%	50%	290%	none
<b>Pear-adise</b>	240	.5g	0g	0g	0mg	90mg	59g	0g	39g	5g	0%	10%	15%	15%	45%	60%	360%	none
<b>Revive</b>	200	1g	0g	0g	0mg	55mg	48g	0g	33g	7g	0%	15%	10%	10%	45%	150%	460%	none
<b>The Green Factor</b>	150	1g	0%	0g	0mg	190mg	31g	0g	19g	7g	0%	15%	20%	25%	80%	80%	850%	none
<b>Beet Up</b>	220	.5g	0g	0g	0mg	115mg	38g	0g	38g	4g	0%	4%	10%	20%		25%		none
<b>Beet'l Juice</b>	180	.5g	0g	0g	0mg	180mg	33g	0g	29g	4g	0%	8%	10%	25%	35%	30%		none
<b>Fire Fighter</b>	190	.5g	0g	0g	0mg	190mg	44g	0g	30g	4g	0%	8%	10%	25%	70%	25%		none
<b>The Glow</b>	230	0g	0g	0g	0mg	30mg	60g	0g	44g	4g	0%	6%	15%	2%	4%	120%		none
<b>Watermelon Juice</b>	230	0g	0g	0g	0mg	0mg	60g	0g	44g	4g	0%	6%	15%	2%	4%	120%		none
<b>Almond Milk</b>	120	10g	.5g	0g	0mg	20mg	1%	0g	3g	4g	0%	6%	6%	0%		2%		tree nuts

\* Percent Daily Value - These are based on a 2,000 calorie diet. Your daily values may be higher or lower depending on your calorie needs

\*\* All Kale Me Crazy locations use milk, eggs, tree nuts, peanuts, wheat, soy, and fish in production. These allergens are only present in the product if noted.



Healthy habits start here.\*

# NUTRITIONAL INFORMATION


# SMOOTHIES

All smoothies are 16oz

	Calories	Total Fat	Calories from Fat	Saturated Fat	Total Sugar	Total Carbs	Total Fiber	Protein	Cholesterol	Trans Fat	Sodium	Vitamin A (%DV)*	Vitamin C (%DV)*	Calcium (%DV)*	Iron (%DV)*	Allergens**
<b>Tropical Trippin'</b>	182.46	3.27	29.43	2.42	31.98	40.44	3.68	2.06	0.00	0	9.97	26.54	237.14	10.35	5.18	none
<b>Burning Kale</b>	159.58	1.91	17.21	0.21	18.82	34.96	8.67	5.55	0	0	67.93	207.13	201.04	17.33	11.48	none
<b>Recovery</b>	394.55	10.11	91.00	1.16	22.28	46.30	6.82	34.65	0.00	0.00	577.20	12.24	23.79	17.43	28.22	tree nuts
<b>Recharge</b>	373.19	7.24	65.19	0.59	19.63	46.88	9.40	37.11	0.00	0.00	680.96	223.28	207.18	12.41	34.92	tree nuts
<b>Kale-icious</b>	220.72	3.53	31.78	0.17	24.07	45.18	9.89	7.08	0.00	0.00	162.93	257.65	200.24	11.99	17.31	tree nuts
<b>Green Dream</b>	170.45	1.23	11.03	0.09	25.60	38.81	7.32	5.72	0.00	0.00	104.89	252.28	331.01	19.82	15.90	none
<b>Refresh</b>	274.98	4.52	40.66	2.98	36.69	57.94	9.55	5.25	0.00	0.00	75.96	181.67	182.45	10.92	12.44	none
<b>Pink Splash</b>	200.08	0.75	6.71	0.19	34.67	49.39	8.50	2.09	0.00	0.00	38.06	4.45	65.90	3.95	7.22	none
<b>Super Matcha</b>	269.05	4.04	36.34	0.25	35.60	58.44	7.14	4.19	0.00	0.00	226.35	92.08	42.14	2.52	12.76	tree nuts
<b>Grounded</b>	374.80	13.19	118.71	1.85	42.65	67.44	8.85	8.58	0.00	0.00	191.43	12.33	19.88	1.19	19.88	tree nuts
<b>The Warrior</b>	303.21	9.46	85.10	0.65	34.42	54.64	6.34	6.46	0.00	0.00	166.09	101.50	43.17	2.58	18.06	none
<b>Brain Wash</b>	448.57	30.05	270.43	4.13	26.37	44.83	5.25	5.57	0.00	0.00	126.56	12.21	19.99	32.79	10.59	tree nuts, soy

\* Percent Daily Value - These are based on a 2,000 calorie diet. Your daily values may be higher or lower depending on your calorie needs

\*\* All Kale Me Crazy locations use milk, eggs, tree nuts, peanuts, wheat, soy, and fish in production. These allergens are only present in the product if noted.



Healthy habits start here.™


# NUTRITIONAL INFORMATION

# SALADS

	Calories	Calories from Fat	Saturated Fat	Total Sugar	Total Carbs	Total Fiber	Protein	Cholesterol	Trans Fat	Sodium	Vitamin A (%DV)*	Vitamin C (%DV)*	Calcium (%DV)*	Iron (%DV)*	Allergens**	
<b>Mediterranean Hummus</b>	540	40g	357	6g	3g	34g	4g	10g	0mg	0g	410mg	8%	9%	6%	19%	wheat, soy
<b>Kale Salad</b>	672	48g	433	6g	28g	58g	10g	17g	0mg	0g	287mg	346%	247%	22%	26%	peanuts, wheat, soy
<b>Beet Salad</b>	447	37.42g	336.80	6g	15g	27g	8g	14g	15mg	0g	165mg	143%	71%	23%	26%	milk, tree nuts
<b>Greek Salad</b>	361.43	27g	246.05	5.84g	6.07g	18.01g	5.15g	9.25g	21.17 mg	0g	1200mg	153%	66%	18%	28%	milk
<b>Pear Apple Salad</b>	376	20g	184	4g	31g	45g	7g	8g	15mg	0g	75mg	132%	14%	8%	8.5%	milk, tree nuts
<b>Quinoa Bowl w/o dressing</b>	523	18g	161	5g	12g	76g	12g	20g	21mg	0g	521mg	239%	64%	24%	38%	milk
<b>Quinoa Bowl w/ Lemon Vinaigrette</b>	799	49g	437	9g	12g	77g	12g	20g	21mg	0g	560mg	239%	70%	24%	39%	milk
<b>Quinoa Bowl w/ Peanut Dressing</b>	824	47g	422	9g	20g	86g	13g	23g	21mg	0g	663mg	239%	64%	24%	40%	milk, peanuts, wheat, soy

\* Percent Daily Value - These are based on a 2,000 calorie diet. Your daily values may be higher or lower depending on your calorie needs

\*\* All Kale Me Crazy locations use milk, eggs, tree nuts, peanuts, wheat, soy, and fish in production. These allergens are only present in the product if noted.



Healthy habits start here.™


# NUTRITIONAL INFORMATION

# WRAPS

	Calories	Total Fat	Calories from Fat	Saturated Fat	Total Sugar	Total Carbs	Total Fiber	Protein	Cholesterol	Trans Fat	Sodium	Vitamin A (%DV)*	Vitamin C (%DV)*	Calcium (%DV)*	Iron (%DV)*	Allergens**
<b>Vegan Wrap</b>	408	19g	167	2g	7g	52g	11g	12g	0mg	0g	403mg	234%	198%	19%	25%	wheat, soy
<b>Tuna Wrap</b>	405	16g	142	1g	4g	29g	4g	38g	52mg	0g	1403mg	104%	5%	5%	11%	milk, eggs, wheat, soy, fish
<b>Tuna Wrap w/ Mozzarella</b>	465	21g	187	3g	4g	30g	4g	43g	62mg	0g	1518mg	106%	5%	20%	11%	milk, eggs, wheat, soy, fish
<b>Turkey Wrap</b>	376	17g	149	2g	2g	33g	7g	24g	51mg	0g	1060mg	79%	50%	4%	32%	wheat, soy
<b>Chicken Pesto Wrap</b>	328	15g	137	4g	3g	26g	2g	22g	47mg	0g	915mg	72%	6%	21%	16%	milk, tree nuts, wheat, soy
<b>Salmon Wrap</b>	361	18g	162	4g	4g	35g	9g	21g	18mg	0g	1122 mg	59%	37%	11%	14%	milk, wheat, soy, fish
<b>Breakfast Wrap</b>	441	28g	247	7g	3g	33g	8g	21g	243mg	0g	685mg	36%	37%	11%	21%	milk, eggs, wheat, soy

\* Percent Daily Value - These are based on a 2,000 calorie diet. Your daily values may be higher or lower depending on your calorie needs

\*\* All Kale Me Crazy locations use milk, eggs, tree nuts, peanuts, wheat, soy, and fish in production. These allergens are only present in the product if noted.



Healthy habits start here.™


# NUTRITIONAL INFORMATION

# ACAI BOWLS

	Calories	Total Fat	Calories from Fat	Saturated Fat	Total Sugar	Total Carbs	Total Fiber	Protein	Cholesterol	Trans Fat	Sodium	Vitamin A (%DV)*	Vitamin C (%DV)*	Calcium (%DV)*	Iron (%DV)*	Allergens**
<b>Acai Bowl</b> <i>w/ bananas</i>	560	25g	222	13g	42g	82g	14g	7g	0mg	0g	60mg	18%	21%	13%	16%	tree nuts, wheat, soy
<b>Acai Bowl</b> <i>w/ strawberries</i>	517	24g	221g	13g	36g	72g	13g	7g	0mg	0g	60mg	18%	46%	13%	17%	tree nuts, wheat, soy
<b>Deluxe Acai Bowl</b> <i>w/ bananas</i>	526	20g	181	5g	45g	87g	15g	8g	0mg	0g	60mg	30%	24%	33%	19%	tree nuts, wheat, soy
<b>Deluxe Acai Bowl</b> <i>w/ strawberries</i>	484	20g	180	5g	40g	77g	14g	8g	0mg	0g	61mg	30%	49%	34%	20%	tree nuts, wheat, soy

\* Percent Daily Value - These are based on a 2,000 calorie diet. Your daily values may be higher or lower depending on your calorie needs

\*\* All Kale Me Crazy locations use milk, eggs, tree nuts, peanuts, wheat, soy, and fish in production. These allergens are only present in the product if noted.



Healthy habits start here.\*

# NUTRITIONAL INFORMATION

# COFFEE & TEA

All coffees and teas are 16oz

	Calories	Total Fat	Calories from Fat	Saturated Fat	Total Sugar	Total Carbs	Total Fiber	Protein	Cholesterol	Trans Fat	Sodium	Vitamin A (%DV)*	Vitamin C (%DV)*	Calcium (%DV)*	Iron (%DV)*	Allergens**
<b>KMC Iced Latte</b>	100	3g	29	0g	12g	16g	0g	1g	0mg	0g	193mg	10%	0%	3%	4%	tree nuts
<b>Power Iced Latte</b>	254	6g	55	0g	12g	22g	4g	30g	0mg	0g	540mg	10%	0%	18%	33%	tree nuts
<b>Iced Matcha Tea</b>	116	3g	23	0g	14g	21g	0g	1g	0g	0g	202mg	20%	5%	16%	2%	tree nuts

\* Percent Daily Value - These are based on a 2,000 calorie diet. Your daily values may be higher or lower depending on your calorie needs

\*\* All Kale Me Crazy locations use milk, eggs, tree nuts, peanuts, wheat, soy, and fish in production. These allergens are only present in the product if noted.